


accent American Inc

## Attic Area




 infrared  
SOLUTIONS

Property	Value
Created	01/07/2008 10:49:32
File name	2008-01-07-MON-10-49-32-001.pgm
Comment	The ceiling side facing the rafters has trapped moisture in it From the Hot water on the right side.

# Accent American Inc


## Utility Rm Ceiling



Property	Value
Created	01/07/2008 10:50:38
File name	2008-01-07-MON-10-50-38-002.pgm
Comment	The water is migrating down through the ceiling and walls worknig itself down to the first floor.

# Accent American iNC


## Utility Ceiling right



Property	Value
Created	01/07/2008 10:52:05
File name	2008-01-07-MON-10-52-05-009.pgm
Comment	The right side of the temporary repair has wall and ceiling damage.

# Accent American Inc


## Utility Rm Walls



Property	Value
Created	01/07/2008 10:50:41
File name	2008-01-07-MON-10-50-41-003.pgm
Comment	The water trapped in wall cavity traveling to floor.

# Accent American Inc

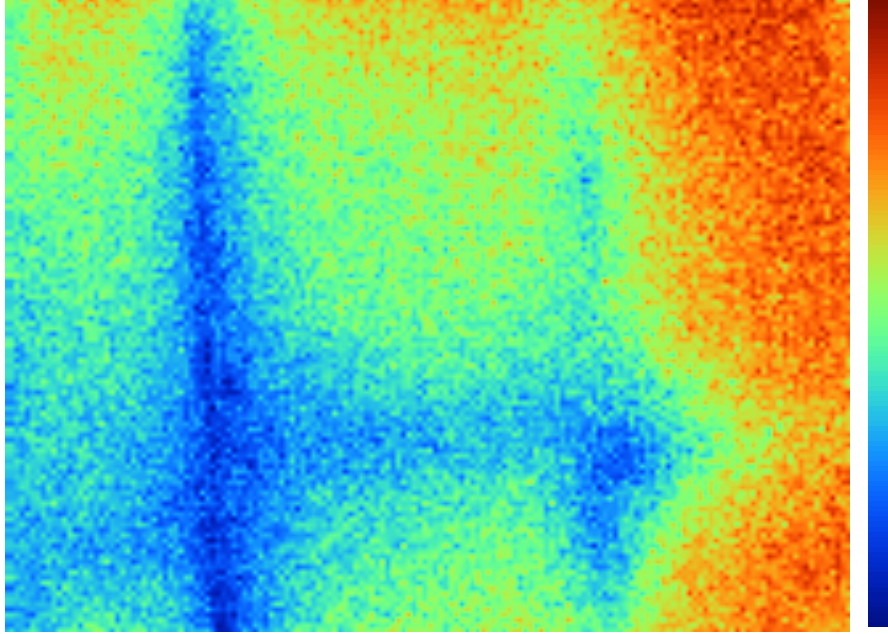
## Supply Vent



Property	Value
Created	01/07/2008 10:51:24
File name	2008-01-07-MON-10-51-24-008.pgm
Comment	The ceiling in the utility room where the supply vent is has a low spot where the water settled. It drained out but still needs to be dried. There is a slight bowing there. Drying may correct. The gap between the ceiling and the vent appears to be 1/16 of an inch.

# Accent American Inc

## Wall Studs



Property	Value
Created	01/07/2008 10:51:02
File name	2008-01-07-MON-10-51-02-006.pgm
Comment	There is moisture highly likely in some of the studs in the walls. We will drill holes in the walls where your carpenter removed baseboards and pump dry air inside to dry out.